



Measure Guide

Machine Make: _____

Model: _____

Scissor Lift

Platform

Height: _____ Inches

Width: _____ Inches

Length: _____ Inches

Extension:

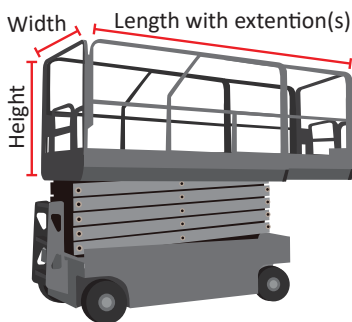
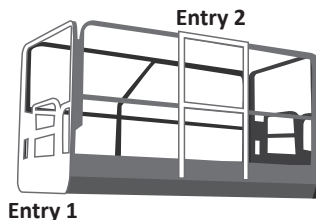
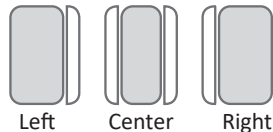
☐ None ☐ Single ☐ Double

Entrance

Select one entry location:

- ☐ Entry 1 (Left)
☐ Entry 1 (Center) *Standard*
☐ Entry 1 (Right)
☐ Entry 2 (Center)

Entry Position Options



Boom Lift

Platform

Height: _____ Inches

Width: _____ Inches

Length: _____ Inches

Extension:

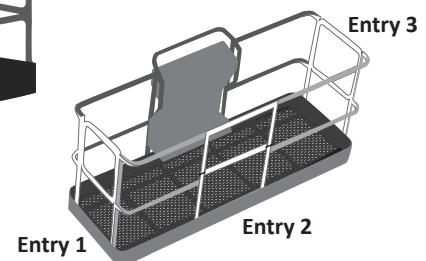
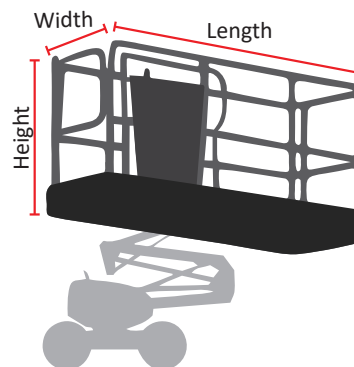

☒ None

Entrance

Select one entry location:

- ☐ Entry 1 (Center)
☐ Entry 2 (Center) *Standard*
☐ Entry 3 (Center)

Entry Position Options



Customer Information

Date: _____ PO Number: _____

Company: _____

Name: _____

How to Order: Call: 1-888-SOCK-911
 Email: info@TireSocks.com Fax: 303-942-9399

Branch #: _____ Phone: _____

Email Address: _____